

SINGER
52W100

FORM 1706w
JUNE, 1920

LIST OF PARTS



MACHINE No. 52w100

THE SINGER MANUFACTURING COMPANY

INDEX

COPYRIGHT, U. S. A.
1913, 1915, 1918, 1919 AND 1920
BY
THE SINGER MANUFACTURING COMPANY
ALL RIGHTS RESERVED FOR ALL COUNTRIES

	PAGE
ACCESSORIES	18
BOBBIN WINDER	18
FEED DOGS	20
FOOT LIFTER	19
MACHINE No. 52w100	7
NUMERICAL LIST OF PARTS	27
OBSOLETE PARTS	25
PRESSER FEET	21
THREAD UNWINDER	19
THROAT PLATES	23

From the library of: Diamond Needle Corp

Instructions for Ordering

In ordering from this list, use **ONLY** the **PART** number in the **FIRST** column.

The number stamped on a Sewing Machine Part is the number of the Single Part only, except when the part includes Set Screws, Clamping Screws, Studs and Rollers Spun on, Small Wires riveted, or Parts soldered together, etc., which it is necessary to furnish in combination.

Every combination of parts sent out has its specific number which, although not stamped on Parts (except in above cases) must be used when ordering the combination.

Each number always indicates the **SAME PART** in whatever list it appears, or for whatever Machine.

The letters after some of the numbers indicate the style of finish only, as follows:

- A. Hardened, Polished and Plated.
- B. Polished and Plated.
- C. Hardened only.
- D. Polished only.
- E. Soft, not polished.
- F. Hardened and Polished.
- H. Blued.

These letters **MUST BE USED** when they appear in the list and **AFTER** the number, as in the list.

In this series

200001 to 201500 are Screw Numbers.

201501 to 201800 are Nut Numbers.

201801 to 202000 are Roller Numbers.

202001 and upward are numbers of Machine Parts.

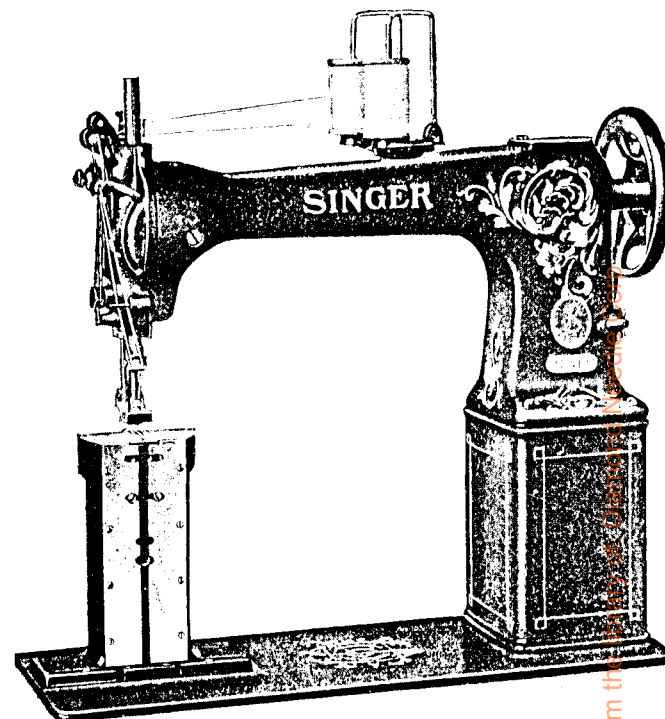
The figures in the second column refer only to the plate in which the illustration of the part is shown and are **NOT TO BE USED** in ordering.

Two or more numbers over a cut indicate that the difference between such parts is not visible in an illustration.

Parts marked with an asterisk (*) are furnished only when repairs are made at the factory.

LIST OF PARTS COMPLETE

FOR



MACHINE No. 52w100

DROP FEED. ALTERNATING PRESSERS

For Air Craft and Other Heavy Fabrics.

In gauges from $\frac{1}{8}$ to 1 inch.

No.	Plate	Name
*234250	-----	Arm with 200439c, 202036 and 204705
*213434	-----	" Base
200010E	11763	" " Screw (3)
202005	12374	" " " Washer (3)
204163	12344	" Cap
200278H	12311	" " Screw
202248	13302	" " " Washer
200963E	12311	" Screw (3)

No.	Plate	Name
202005	12374	Arm Screw Washer (3)
213010	13334	" Shaft
204705	13336	" " Bushing (front)
200439c	12311	" " " Position Screw ..
213432	13334	" " Connection with four 200054E (2)
200054E	13335	Arm Shaft Connection Screw
202299	—	" " Oil Packing (wick) (2)
204805	13334	Balance Wheel, 5½ in. diam. (belt groove 2¾ in. diam.), with 200328c and 200335c
200062H	12311	Balance Wheel Adjusting Screw ..
200328c	12311	" " Position Screw
200335c	12311	" " Set Screw
*234240	—	Bed with 203248, 203249, two each 200362c, 200516E, 200840E and 202299
202258	12345	Bed Hinge Connection (2)
200570E	12311	" " " Screw
203470	13302	Bobbin
*203498	—	" Case
203648	13302	" " Latch
*202056	—	" " " Pin
203473	13302	" " " Plunger
203474	13302	" " " Spring
234079	13302	" " Lever
234065	13302	" " " Driving Block ...
200076D	13302	" " " " Screw
201272c	13335	" " " Hinge Screw
203214	13302	" " Tension Spring
200984c	13302	" " " " Regulat- ing Screw
200594c	13302	Bobbin Case Tension Spring Screw
203216	—	" " Washer (cloth)
203500	13335	Bobbin Case complete, Nos. 200594c, 200984c, 202056, 203214, 203216, 203473, 203474, 203498 and 203648
213746	—	Face Plate with 200366H, 202087, 204730, two each 200368H, 202090, 204281 and three 200397H
200053c	12311	Face Plate Screw
204730	13335	" " Thread Guide
200397H	12349	" " " " Set Screw
213747	13334	Face Plate complete, Nos. 200577H, 202088, 203766, 204280, 213746, two each 200309E, 204059 and 204272
213426	11762	Feed Bar
213425	—	" " 213426 with 200214E, 201525E and 221508

No.	Plate	Name
200214E	13335	Feed Bar Hinge Screw
201525E	13335	" " " " Nut
212782	13341	" Dog, for 234150 and 234153 ..
221537	13341	" " " 234105 and 234119 ..
234130	—	" " " 234111 and 234152 ..
212731	13319	" " " 234113
212734	13319	" " " 234151 and 234154 ..
212737	13319	" " " 234115
212740	13341	" " " 234121 and 234155 ..
203609	11762	" " Lever with 200098E
200263F	11763	" " " Hinge Screw
201528D	11763	" " " " " Nut ...
234242	13334	" " " Post
234243	—	" " " " 234242 with 200265E, 201525E, 203609, 203610, 203624 and two 200098F
200024c	11763	Feed Dog Lever Post Screw (4) ..
203637	11269	" " " " " Washer (4)
203624	11259	Feed Dog Lever Retainer Washer
200098F	13335	" " " " " " Screw
203610	11763	Feed Dog Lever Slide Block
200265E	11763	" " " " " Hinge Screw
201525E	13335	Feed Dog Lever Slide Block Hinge Screw Nut
200098E	13335	Feed Dog Screw
213428	11763	" Driving Cam with 200382c and 200437c
213429	11762	Feed Driving Cam Fork Lever with 204195 and 204293
213427	11762	Feed Driving Cam Fork Lever Con- nection with 200668c and 201525E
204194	11763	Feed Driving Cam Fork Lever Con- nection Clamp with 200031F
200031F	12311	Feed Driving Cam Fork Lever Con- nection Clamp Pinch Screw
200668c	13335	Feed Driving Cam Fork Lever Con- nection Clamp Screw Stud
201525E	13335	Feed Driving Cam Fork Lever Con- nection Clamp Screw Stud Nut ..
200002E	13335	Feed Driving Cam Fork Lever Con- nection Hinge Screw
201522E	13335	Feed Driving Cam Fork Lever Con- nection Hinge Screw Nut
*204195	—	Feed Driving Cam Fork Lever Shaft
204197	11763	" " " " " " Collar with 200113F

No.	Plate	Name
200113F	12374	Feed Driving Cam Fork Lever Shaft Collar Set Screw
204293	12374	Feed Driving Cam Fork Lever Shaft Position Pin
204196	13335	Feed Driving Cam Fork Lever Shaft Shaft Sleeve (split)
200043c	12311	Feed Driving Cam Fork Lever Shaft Sleeve Set Screw
201524E	13335	Feed Driving Cam Fork Lever Shaft Sleeve Set Screw Nut
213693	11762	Feed Driving Cam Fork Lever complete, Nos. 204194 and 213429 ...
200437c	12311	Feed Driving Cam Position Screw
200382c	11902	" " " " Set Screw
204294	13334	" " " " Rock Shaft
221213	—	" " " " 204294 with 200002F, 201522E and 213427
202305	13335	Feed Driving Rock Shaft Center (2)
200043c	12311	" " " " " " Set Screw (2)
221508	11763	Feed Driving Rock Shaft Crank with two 200383c
200383c	12311	Feed Driving Rock Shaft Crank Set Screw
213007	11763	Feed Lifting Cam with 202126 ...
204202	12374	" " " " Fork with 200027E
200027E	13335	" " " " Pinch Screw
202126	12374	" " " " Position Pin ...
200045E	13335	" " " " Screw
203305	11762	" " " " Rock Shaft
203315	11762	" " " " 203305 with 203238
202305	13335	Feed Lifting Rock Shaft Center (2)
200043c	12311	" " " " " " Set Screw (2)
202276	12374	Feed Lifting Rock Shaft Slide Block
203238	12374	" " " " " " " " 202276 with 200243E and 201531E
200243E	13335	Feed Lifting Rock Shaft Slide Block Hinge Screw
201531E	12374	Feed Lifting Rock Shaft Slide Block Hinge Screw Nut
204206	13335	Feed Regulating Handle
204207	—	" " " " 204206 with 200098F, 202622, 202408 to 204210, 204213 and 204925
204208	13335	Feed Regulating Handle Adjustable Stop

No.	Plate	Name
200098F	13335	Feed Regulating Handle Adjustable Stop Screw
204925	13335	Feed Regulating Handle Adjustable Stop Screw Washer
204209	13335	Feed Regulating Handle Position Pin
204210	11763	Feed Regulating Handle Shaft
204211	11763	" " " " Crank with 200098F
213433	11762	Feed Regulating Handle Shaft Crank Link
200271E	12311	Feed Regulating Handle Shaft Crank Link Hinge Screw (lower)
200291E	13335	Feed Regulating Handle Shaft Crank Link Hinge Screw (upper)
200098F	13335	Feed Regulating Handle Shaft Crank Set Screw
204213	13335	Feed Regulating Handle Shaft Sleeve (split)
200362c	12311	Feed Regulating Handle Shaft Sleeve Set Screw
202622	11763	Feed Regulating Handle Shaft Sleeve Washer
202036	13302	Feed Regulating Handle Stop Pin
213902	—	Feed Regulating Handle complete, Nos. 200291E, 204207, 204211 and 213433
202781	13334	Foot Lifter Lifting Lever
227306	—	" " " " 202781 with 200262u
200262u	11763	Foot Lifter Lifting Lever Hinge Screw
227475	13334	Foot Lifter Lifting Lever Rod with 202302
227273	—	Foot Lifter Lifting Lever Rod 227475 with 206628, 227227 and 227576
204126	13335	Foot Lifter Lifting Lever Rod Clamp with two 200530c
227316	12388	Foot Lifter Lifting Lever Rod Clamp Hook
227576	12388	Foot Lifter Lifting Lever Rod Clamp Hook 227316 with 204126
200530c	13335	Foot Lifter Lifting Lever Rod Clamp Set Screw
202302	13335	Foot Lifter Lifting Lever Rod Cotter Pin
206628	12388	Foot Lifter Lifting Lever Rod Spring

from the library of the University of Toronto

203803 28F5

No.	Plate	Name
227227	12388	Foot Lifter Lifting Lever Rod Spring Collar with 200113F
200113F	12374	Foot Lifter Lifting Lever Rod Spring Collar Set Screw
*221214	—	Hook (sewing)
221216	13335	" 221214 with 201253F, 201376F and 203251
221217	—	Hook and Bobbin Case complete, Nos. 203500 and 221216
203242	12344	Hook Bevel Gear, 24 teeth, with two 200383c
200383c	12311	Hook Bevel Gear Set Screw
203242	12344	" " Pinion, 24 teeth, with two 200383c (2)
200383c	12311	Hook Bevel Pinion Set Screw
203306	13338	" Counter Shaft
203244	12374	" " " Collar with two 200393c
200393c	12374	Hook Counter Shaft Collar Set Screw
203245	11902	Hook Counter Shaft Driving Gear, 44 teeth, with 200362c and 200439c
213157	—	Hook Counter Shaft Driving Gear 203245 with 200045E and 213007
200439c	12311	Hook Counter Shaft Driving Gear Position Screw
200362c	12311	Hook Counter Shaft Driving Gear Set Screw
203246	12344	Hook Counter Shaft Gear, 22 teeth, with two 200383c
200383c	12311	Hook Counter Shaft Gear Set Screw
202299	—	" " " Oil Packing (wick)
200840E	12311	Hook Counter Shaft Oil Packing (wick) Stop Screw
213624	13334	Hook Driving Shaft
203248	13336	" " " Bearing with 202299
202299	—	Hook Driving Shaft Bearing Oil Packing (wick)
202126	12374	Hook Driving Shaft Bearing Position Pin
200516E	12311	Hook Driving Shaft Bearing Screw
203249	12344	" " " Bushing (eccentric)
202299	—	Hook Driving Shaft Bushing Oil Packing (wick)
200362c	12311	Hook Driving Shaft Bushing Set Screw

No.	Plate	Name
213141	11902	Hook Driving Shaft Collar with two 200393c
200393c	12374	Hook Driving Shaft Collar Set Screw
203251	13339	Hook Gib
201376F	13339	" " Hinge Screw
201253F	13339	" " Screw
221218	13334	" Post (inside or outside)
234244	—	" " 221218 with 200555u, 201272c, 202299, 203242, 221217, 221221, 221222, 234065, 234079 and two 200076D
234245	—	Hook Post 234244 with 203630, 221215, 234247 and eight 200583u
234246	—	Hook Post 234244 with 221215, 234083, 234248 and eight 200583u
200159F	13339	Hook Post Clamping Screw
203630	13336	" " Cover Plate (back) (inside)
234083	13336	Hook Post Cover Plate (back) (outside)
234247	13336	Hook Post Cover Plate (front) (inside)
234248	13336	Hook Post Cover Plate (front) (outside)
200583u	11763	Hook Post Cover Plate Screw
202299	—	" " Oil Packing (wick)
200008G	11269	" " Screw (4)
203637	11269	" " Washer (4)
221215	11762	" " Slide (inside or outside)
221221	13338	" Socket
200555u	13339	" " Screw
221222	13339	" Washer
234249	—	Hook Post Combination (inside and outside) complete, Nos. 234243, 234245, 234246 and two 200159F . .
204475	13339	Lifting Lever with 200122u
208389	—	" " 204475 with 200935F, 201534E, 204478 and 206659
213004	11902	Lifting Lever Driving Crank
204478	13339	" " " " Link
200122u	13339	" " " " " Stop Screw
200400c	11902	Lifting Lever Driving Crank Position Screw
200387c	11902	Lifting Lever Driving Crank Position Screw Set Screw

From the library of: Diamond Needle Corp

No.	Plate	Name
204479	11902	Lifting Lever Driving Crank Position Screw Set Screw Packing (brass)
200181D	13339	Lifting Lever Stop Screw
204480	12374	" " Stud Lifting Bracket with 200086c and 200181D
208390	---	Lifting Lever Stud Lifting Bracket 204480 with 208389
200086c	12374	Lifting Lever Stud Lifting Bracket Pinch Screw
229641	11793	Lifting Presser Foot, 46 needle hole, in gauges $\frac{1}{8}$ and $\frac{3}{16}$ in., for 206671
229642	11793	Lifting Presser Foot, 46 needle hole, in gauges $\frac{1}{8}$ and $\frac{3}{16}$ in., for 206661
229650	11793	Lifting Presser Foot, 46 needle hole, in gauges $\frac{1}{8}$, $\frac{3}{16}$, $\frac{1}{4}$, $\frac{5}{16}$ and $\frac{3}{8}$ in., for 229651
229652	11793	Lifting Presser Foot, 46 needle hole, in gauges from $\frac{1}{8}$ to $\frac{3}{8}$ in., in steps of $\frac{1}{32}$ in., for 229653
229654	11960	Lifting Presser Foot, 46 needle hole, in gauges from $\frac{3}{16}$ to $\frac{3}{4}$ in., in steps of $\frac{1}{32}$ in., for 229655
206683	11960	Lifting Presser Foot, 46 needle hole, in gauges $\frac{7}{8}$, $\frac{3}{4}$, $\frac{1}{2}$, $\frac{3}{8}$ and 1 in., for 206685
200074F	12374	Lifting Presser Foot Screw
231390	13338	Needle Bar (hollow)
204484	13339	" " Connecting Link with 200188c
200188c	13339	Needle Bar Connecting Link Pinch Screw
204249	12374	Needle Bar Connecting Stud with 200072c and 202277
202277	---	Needle Bar Connecting Stud Oil Packing (wick)
200072c	12374	Needle Bar Connecting Stud Pinch Screw
213435	13339	Needle Bar Guard
204326	---	" " Packing Cord (2)
200504E	13339	" " Screw Bushing (lower)
231383	13339	" Holder, in gauges from $\frac{1}{8}$ to $\frac{1}{2}$ in., in steps of $\frac{1}{32}$ in., with 201030F and two 200141F
231385	13339	Needle Holder, in gauges from $\frac{1}{8}$ to $\frac{1}{2}$ in., in steps of $\frac{1}{32}$ in., with 201030F and two 200141F

No.	Plate	Name
231386	13339	Needle Holder, in gauges from $\frac{1}{8}$ to 1 in., in steps of $\frac{1}{32}$ in., with 201030F and two 200141F ..
201030F	13339	Needle Holder Screw
200141F	13339	" Set Screw
204251	13338	Presser Bar (hollow) with 200074F
204252	12374	" " Lifter
200550c	12311	" " " Hinge Screw ...
204481	11902	" " Lifting Bracket Position Guide
200362c	12311	Presser Bar Lifting Bracket Position Guide Set Screw
204327	---	Presser Bar Packing Washer (felt)
200504E	13339	" " Screw Bushing (lower)
204482	11902	" " Spring
200491B	12344	" " Thumb Screw (pressure regulating)
201506B	11902	Presser Bar Thumb Screw Check Nut
202068	13338	Spool Holder Base
204551	13338	" " " Bracket
200257E	13339	" " " " Screw ...
204552	---	Spool Holder Base Bracket complete, Nos. 204551, two each 200575U and 204297
200575U	12311	Spool Holder Base Screw
204296	13338	" " Wire
200079U	12311	" " " Hinge Screw ..
204297	13338	Spool Holder complete, Nos. 200079U, 202068 and 204296
213008	13338	Take-up Cam with 200347c, 200383c, 200387c, 200400c, 200430c and 204479
203172	13340	Take-up Cam Friction Washer
200430c	12311	" " Position Screw
200383c	12311	" " " " Check Screw
200347c	13339	Take-up Cam Set Screw
213923	---	Take-up Cam complete, Nos. 204484, 213004 and 213008
204553	13340	Take-up Lever
206601	---	" " 204553 with 204263..
204263	13340	" " Bearing with 204264
204264	13340	" " " Position Pin
200042F	12311	" " " Screw
201816	13340	" " Roller
204554	13340	Take-up Lever complete, Nos. 200042F, 201816 and 206601
202402	12349	Tension Disc

No.	Plate	Name
202090	12349	Tension Disc Position Pin
203766	13340	" Release Lever
200309E	12349	" " " Screw
202075	12349	" " Plunger
204416	13340	" " Slide with 204269 ...
204269	12374	" " " Spring
202407	10881	" Spring
200632B	12349	" Stud
200397H	12349	" " Set Screw
201572B	10881	" Thumb Nut
204271	12349	" Washer
204272	12349	Tension complete, Nos. 200632B, 201572B, 202075, 202407, 204271 and two 202402
204274	12349	Thread Controller Plate
200577H	12311	" " " Screw ...
202098	12349	" " Roller
204275	12349	" " " Guard
202084	12349	" " " " Washer
200300C	12349	" " " Screw
204276	12349	" " Spring
204333	12349	" " Guard
200581H	12349	" " " " Screw
202087	12349	" " " Stop
202088	12349	" " " Stud with 204925
200366H	12349	Thread Controller Spring Stud Set Screw
204925	13335	Thread Controller Spring Stud Washer
205987	12349	Thread Controller complete, Nos. 200300c, 200581H, 202084, 202098, 204274, 204275 and 204333
204280	12349	Thread Controller and Spring com- plete, Nos. 204276 and 205987 ..
204556	13340	Thread Guide
204281	12349	" Retainer Guide Wire
202091	12349	" " Sleeve
202092	12349	" " Spring
204058	12349	" " Stud
200368H	12349	" " " Set Screw ...
204059	12349	Thread Retainer complete, Nos. 202091, 202092 and 204058
234153	13341	Throat Plate, 46 needle hole, for needle sizes 16 and 18, in gauges $\frac{1}{8}$ and $\frac{5}{8}$ in., for 212782
234119	13341	Throat Plate, 46 needle hole, for needle sizes 16 and 18, in gauges $\frac{1}{8}$, $\frac{3}{8}$, $\frac{1}{4}$, $\frac{3}{4}$ and $\frac{5}{8}$ in., for 221537

No.	Plate	Name
234111	13318	Throat Plate, 46 needle hole, for needle sizes 16 and 18, in gauges $\frac{11}{16}$, $\frac{3}{4}$, $\frac{13}{16}$ and $\frac{7}{8}$ in., for 234130 ..
234156	13319	Throat Plate, 46 needle hole, for needle sizes 16 and 18, in gauges $\frac{11}{16}$, $\frac{1}{2}$ and $\frac{13}{16}$ in., for 212731
234154	13319	Throat Plate, 46 needle hole, for needle sizes 16 and 18, in gauges, $\frac{7}{8}$, $\frac{11}{16}$, $\frac{3}{4}$, $\frac{3}{16}$ and $\frac{1}{4}$ in., for 212734
234157	13319	Throat Plate, 46 needle hole, for needle sizes 16 and 18, in gauges $\frac{11}{16}$, $\frac{3}{4}$, $\frac{13}{16}$ and $\frac{1}{4}$ in., for 212737 ...
234155	13341	Throat Plate, 46 needle hole, for needle sizes 16 and 18, in gauges $\frac{3}{4}$, $\frac{11}{16}$ and 1 in., for 212740
200577H	12311	Throat Plate Screw (2)
206660	----	Vibrating Presser Bar
206659	11902	" " " 206660 with 204493 and two 200138D
200935E	13340	Vibrating Presser Bar Hinge Screw
201534E	11902	" " " " " " " " Nut
229838	11902	Vibrating Presser Bar Position Stop
200053C	12311	" " " " " " Screw
204493	11902	Vibrating Presser Bar Spring
200138D	11902	" " " " " Screw
206671	11839	" " Foot, for 229641 ..
206661	11839	" " " " 229642 ..
229651	11793	" " " " 229650 ..
229653	11793	" " " " 229652 in gauges from $\frac{11}{16}$ to $\frac{3}{4}$ in., in steps of $\frac{1}{16}$ inch
229655	11960	Vibrating Presser Foot, for 229654, in gauges from $\frac{11}{16}$ to $\frac{3}{4}$ in., in steps of $\frac{1}{16}$ inch
206685	11960	Vibrating Presser Foot, for 206683, in gauges $\frac{1}{8}$, $\frac{3}{8}$, $\frac{1}{2}$, $\frac{3}{4}$ and 1 inch
200098F	13335	Vibrating Presser Foot Screw
203357	11902	" " " " " Washer

From the library of: Diamond Needle Corp

ACCESSORIES

No.	Plate	Name
203470	13302	Bobbin (10)
*225482	---	" Case Screw Driver Blade ..
*225483	---	" " " " Handle ..
225497	12345	Bobbin Case Screw Driver complete, Nos. 225482 and 225483
128 x 3	---	Needles, six each, sizes 12 and 14..
225181	---	Drip Pan (long) with four wood screws $\frac{1}{2}$ in., No. 5
41400	12345	Machine Rest Pin (wood)
36578	12345	Oiler with 36579
36579	12345	" Spout, $3\frac{1}{2}$ in. long, with 120117
120117	---	" " Washer
*225484	---	Screw Driver Blade
*225485	---	" " Handle
225498	12345	Screw Driver complete (7 $\frac{1}{2}$ in. long), Nos. 225484 and 225485
225554	12345	Wrench (steel)

BOBBIN WINDER

Swing Automatic, Right Hand

*225451	---	Bobbin Holder
225453	10882	Frame with 202277 and 225438
225454	10882	" Hinge Pin
202277	---	" Oil Packing (wick)
225438	10882	" " Well Cap
225455	10882	" Spring
225456	10882	" " Plunger
202473	10883	Pulley with 200380c
200380c	12319	" Set Screw
*225443	---	Spindle
225452	10882	" 225443 with 225451
225444	10882	Stop Latch
200056E	10882	" " Screw
225458	10882	" " Thumb Lever
225459	10882	" " " " Hinge Stud
225460	10882	Stop Latch Thumb Joint Stud
202478	10882	" " Trip Lever
200299H	10882	" " " " Hinge Screw
225461	10882	Tension Bracket with 201499B
200082D	10881	" " Screw
202104	10881	" " " Washer

No.	Plate	Name
2102	10881	Tension Disc
202407	10881	" Spring
201499B	10881	" Stud
201572B	10881	" " Thumb Nut
225462	10881	Bobbin Winder Tension Bracket complete, Nos. 201572B, 202407, 225461 and two 2102
225433	10883	Bobbin Winder and Tension Brack- et Base
225436	10883	Universal Bobbin Winder complete Nos. 200056E, 200082D, 200299H, 202104, 202473, 202478, 225433, 225444, 225452 to 225456, 225458 to 225460, 225462 and two wood screws $\frac{3}{4}$ in., No. 13, R.H.B.

FOOT LIFTER

227952	11156	Foot Lifter Lever (left or right) with 227954
227678	11156	Foot Lifter Lever Chain, 48 in. long, with 202784
227954	---	Foot Lifter Lever Chain Hook (lower)
202784	12388	Foot Lifter Lever Chain Hook (upper)
225016	12388	Foot Lifter Lever Hinge Pin
227953	11156	" " " Stand with two wood screws 1 in., No. 13
227955	11156	Foot Lifter Lever (left or right) complete, Nos. 225016, 227678, 227952 and 227953

(Other Foot Lifter Parts are listed with
parts of machine head.)

THREAD UNWINDER.

202486	---	Spool Pin
202487	---	" Rest
227498	---	" "
202488	10838	" " 202487 with 200363c, 200383c and two 202486
227499	10838	Spool Rest 227498 with 200363c and 202486
202489	10838	Spool Rest Rod
200383c	12311	" " " Set Screw
200383c	12311	" " " Set Screw
202490	10838	" Stand with 200383c
202491	---	" Washer (steel)

No.	Plate	Name
202492	10838	Spool Weight with 202493
202493	-----	" " Center with 202793 and 203163
203163	---	Spool Weight Center Bushing
202793	-----	" " Thread Guide
202794	10838	Thread Eyelet Rod
227605	10838	" " "
227606	10838	" " " Clamp with two 200396c
200396c	13340	Thread Eyelet Rod Clamp Set Screw
200363c	13340	Thread Eyelet Rod Set Screw
227500	10838	Thread Unwinder complete, Nos. 202488 to 202490, 202794, 227499, 227605, 227606, three each 202491, 202492 and wood screws $\frac{3}{8}$ in., No. 13

FEED DOGS

212720	13318	Feed Dog, for 234111
212721	13318	" " " 234108, 234110 and 234111
212724	13318	Feed Dog, for 234112 and 234120 ..
212734	13319	" " " 234151 and 234154 ..
212740	13341	" " " 234121 and 234155 ..
212782	13341	" " " 234150 and 234153 ..
221537	13341	" " " 234105 and 234119 ..
234130	-----	" " " 234111 and 234152 ..
234131	-----	" " " 234112 and 234120 ..
212731	13319	" " " 234113 and 234156 ..
212732	13319	" " " 234113 and 234156 ..
212737	13319	" " " 234115 and 234157 ..

PRESSER FEET

No.	Plate	Name
229661	11793	Lifting Presser Foot, 46 needle hole, needles $\frac{3}{8}$ in. apart in $\frac{1}{16}$ in. gauge, for 206668, 206675, 206678, 206714, 206719, 222302 and 222304
206658	---	Lifting Presser Foot, 46 needle hole, needles $\frac{3}{8}$ in. apart, in gauges $\frac{1}{16}$, $\frac{3}{32}$ and $\frac{1}{8}$ in., for 206678
206666	11792	Lifting Presser Foot, 46 needle hole, needles $\frac{3}{8}$ in. apart, in gauges $\frac{1}{16}$ $\frac{3}{32}$ and $\frac{1}{8}$ in., for 206668, 206675, 206678, 206714, 206719, 222302 and 222304
222301	11792	Lifting Presser Foot, 46 needle hole, needles $\frac{3}{8}$ in. apart, in gauges $\frac{1}{16}$, $\frac{3}{32}$ and $\frac{1}{8}$ in., for 206668, 206675, 206678, 206714, 206719, 222302 and 222304
222303	11792	Lifting Presser Foot, 46 needle hole, needles $\frac{3}{8}$ in. apart, in gauges $\frac{1}{16}$, $\frac{3}{32}$ and $\frac{1}{8}$ in., for 206668, 206675, 206678, 206714, 206719, 222302 and 222304
229640	11793	Lifting Presser Foot, 46 needle hole, needles $\frac{3}{8}$ in. apart, in gauges $\frac{1}{16}$, $\frac{3}{32}$ and $\frac{1}{8}$ in., for 206668, 206675, 206678, 206714, 206719, 222302 and 222304
206677	11792	Lifting Presser Foot, 46 needle hole, needles $\frac{1}{2}$ in. apart, in gauges $\frac{1}{16}$, $\frac{3}{32}$ and $\frac{1}{8}$ in., for 206668, 206675, 206678, 206714, 206719, 222302 and 222304
229641	11793	Lifting Presser Foot, 46 needle hole, in gauges $\frac{3}{32}$, $\frac{1}{8}$, $\frac{3}{16}$, $\frac{1}{4}$ and $\frac{5}{16}$ in., for 206671
206669	11792	Lifting Presser Foot, 46 needle hole, in gauges $\frac{3}{32}$ and $\frac{1}{4}$ in., for 206670
206709	11792	Lifting Presser Foot, 46 needle hole, in gauges $\frac{3}{32}$ and $\frac{1}{4}$ in., for 206710
206711	11793	Lifting Presser Foot, 46 needle hole, in gauges $\frac{3}{32}$ and $\frac{1}{8}$ in., for 206713
229642	11793	Lifting Presser Foot, 46 needle hole, in gauges $\frac{3}{32}$ and $\frac{1}{8}$ in., for 206661
229650	11793	Lifting Presser Foot, 46 needle hole, in gauges $\frac{1}{4}$, $\frac{3}{8}$, $\frac{1}{2}$, $\frac{3}{4}$ and $\frac{5}{8}$ in., for 229651

No.	Plate	Name
229652	11793	Lifting Presser Foot, 46 needle hole, in gauges from $\frac{13}{32}$ to $\frac{5}{8}$ in., in steps of $\frac{1}{32}$ in., for 229653
229654	11960	Lifting Presser Foot, 46 needle hole, in gauges from $\frac{11}{16}$ to $\frac{3}{4}$ in., in steps of $\frac{1}{16}$ in., for 229655
206683	11960	Lifting Presser Foot, 46 needle hole, in gauges $\frac{7}{8}$, $\frac{31}{32}$, $\frac{15}{16}$, $\frac{31}{32}$ and 1 in., for 206685
206668	11839	Vibrating Presser Foot, for 206666, 206677, 222301, 222303, 229640 and 229661
206675	11839	Vibrating Presser Foot, for 206666, 206677, 222301, 222303, 229640 and 229661
206678	11839	Vibrating Presser Foot, for 206658, 206666, 206677, 222301, 222303, 229640 and 229661
206714	11839	Vibrating Presser Foot, for 206666, 206677, 222301, 222303, 229640 and 229661
206719	11839	Vibrating Presser Foot, for 206666, 206677, 222301, 222303, 229640 and 229661
222302	11839	Vibrating Presser Foot, for 206666, 206677, 222301, 222303, 229640 and 229661
222304	11839	Vibrating Presser Foot, for 206666, 206677, 222301, 222303, 229640 and 229661
206671	11839	Vibrating Presser Foot, for 229641
206670	11839	" " " " 206669
206710	11839	" " " " 206709
206713	11839	" " " " 206711
206661	11839	" " " " 229642
229651	11793	" " " " 229650
229653	11793	" " " " 229652, in gauges from $\frac{11}{16}$ to $\frac{3}{4}$ in., in steps of $\frac{1}{16}$ inch
229655	11960	Vibrating Presser Foot, for 229654, in gauges from $\frac{11}{16}$ to $\frac{3}{4}$ in., in steps of $\frac{1}{16}$ inch
206685	11960	Vibrating Presser Foot, for 206683, in gauges $\frac{7}{8}$, $\frac{31}{32}$, $\frac{15}{16}$, $\frac{31}{32}$ and 1 inch

THROAT PLATES

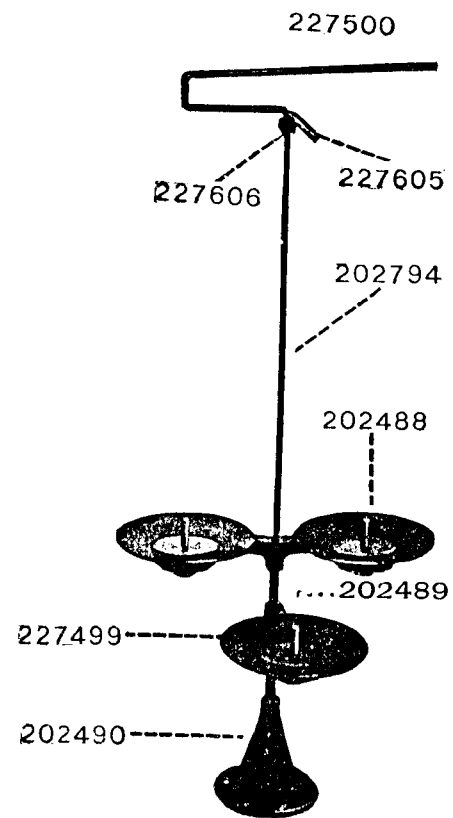
No.	Plate	Name
234150	13341	Throat Plate, 50 needle hole, for needle sizes 14 and 15, in gauges $\frac{1}{4}$, $\frac{3}{8}$ and $\frac{1}{2}$ in., for 212782
234153	13341	Throat Plate, 46 needle hole, for needle sizes 16 and 18, in gauges $\frac{1}{4}$, $\frac{3}{8}$ and $\frac{1}{2}$ in., for 212782
234105	13341	Throat Plate, 50 needle hole, for needle sizes 14 and 15, in gauges $\frac{3}{8}$, $\frac{1}{2}$, $\frac{5}{8}$ and $\frac{3}{4}$ in., for 221537
234119	13341	Throat Plate, 46 needle hole, for needle sizes 16 and 18, in gauges $\frac{3}{8}$, $\frac{1}{2}$, $\frac{5}{8}$ and $\frac{3}{4}$ in., for 221537
234110	13318	Throat Plate, 46 needle hole, for needle sizes 16 and 18 in gauges from $\frac{3}{8}$ to $\frac{3}{4}$ in., in steps of $\frac{1}{16}$ in., for 212721, for felling
234108	13318	Throat Plate, 40 needle hole, for needle sizes 20 and 22, in gauges from $\frac{3}{8}$ to $\frac{3}{4}$ in., in steps of $\frac{1}{16}$ in., for 212721, for felling
234111	13318	Throat Plate, 46 needle hole, for needle sizes 16 and 18, in gauges from $\frac{3}{8}$ to $\frac{3}{4}$ in., in steps of $\frac{1}{16}$ in., for 212720, 212721 and 234130
234152	13318	Throat Plate, 40 needle hole, for needle sizes 20 and 22, in gauges from $\frac{3}{8}$ to $\frac{3}{4}$ in., in steps of $\frac{1}{16}$ in., for 234130
234112	13318	Throat Plate, 50 needle hole, for needle sizes 14 and 15, in gauges from $\frac{1}{4}$ to $\frac{1}{2}$ in., in steps of $\frac{1}{16}$ in., for 212724 and 234131
234120	13318	Throat Plate, 46 needle hole, for needle sizes 16 and 18, in gauges from $\frac{1}{4}$ to $\frac{1}{2}$ in., in steps of $\frac{1}{16}$ in., for 212724 and 234131
234154	13319	Throat Plate, 46 needle hole, for needle sizes 16 and 18, in gauges $\frac{3}{8}$, $\frac{1}{2}$, $\frac{5}{8}$, $\frac{3}{4}$ and $\frac{15}{16}$ in., for 212734
234151	13319	Throat Plate, 40 needle hole, for needle sizes 20 and 22, in gauges $\frac{3}{8}$, $\frac{1}{2}$, $\frac{5}{8}$, $\frac{3}{4}$ and $\frac{15}{16}$ in., for 212734

No.	Plate	Name
234155	13341	Throat Plate, 46 needle hole, for needle sizes 16 and 18, in gauges $\frac{7}{8}$, $\frac{15}{16}$ and 1 in., for 212740
234121	13341	Throat Plate, 40 needle hole, for needle sizes 20 and 22, in gauges $\frac{7}{8}$, $\frac{15}{16}$ and 1 in., for 212740
234113	13319	Throat Plate, 50 needle hole, for needle sizes 14 and 15, in gauges from $\frac{3}{4}$ to $\frac{15}{16}$ in., in steps of $\frac{1}{16}$ in., for 212731 and 212732
234156	13319	Throat Plate, 46 needle hole, for needle sizes 14 and 15, in gauges from $\frac{3}{4}$ to $\frac{15}{16}$ in., in steps of $\frac{1}{16}$ in., for 212731 and 212732
234115	13319	Throat Plate, 50 needle hole, for needle sizes 14 and 15, in gauges $\frac{3}{8}$, $\frac{7}{8}$, $\frac{15}{16}$ and $\frac{1}{2}$ in., for 212737 ..
234157	13319	Throat Plate, 46 needle hole, for needle sizes 16 and 18, in gauges $\frac{3}{8}$, $\frac{7}{8}$, $\frac{15}{16}$ and $\frac{1}{2}$ in., for 212737 ..

OBSOLETE PARTS

No.	Plate	Name
202470	12320	Bobbin Winder Base
202471	12320	" " Frame
202472	12319	" " " Spring
202474	12320	" " Spindle
227522	12319	" " Stop Latch
202477	12319	" " " Thumb Lever
202478	10882	Bobbin Winder Stop Latch Trip Lever
227523	12320	Bobbin Winder complete, Nos. 200056E, 200161D, 200221D, 201537D, 202470 to 202474, 202477, 202478, 227522, three 200299n and two round head wood screws 1 in., No. 13
202480	12320	Bobbin Winder Spool Holder Base with 200355n and 202484
202481	12320	Bobbin Winder Spool Holder Base Spool Pin
202482	12319	Bobbin Winder Spool Holder Ten- sion Disc (lower or upper)
202483	12319	Bobbin Winder Spool Holder Ten- sion Disc Spring (brass)
202484	12319	Bobbin Winder Spool Holder Ten- sion Disc Thread Guide
202485	12320	Bobbin Winder Spool Holder com- plete, Nos. 200011E, 202480, 202481, 202483, two 202482 and one wood screw 1 in., No. 13

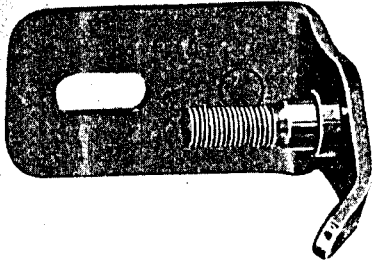
PLATE 10838—ONE-EIGHTH SIZE



From the library of: Diamond Needle Corp

PLATE 10881—FULL SIZE

225461




200082




202104



2102



225462



202407



201499

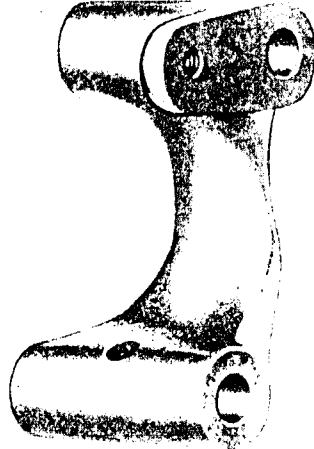


201572



PLATE 10882—FULL SIZE

225453



225455



225438



200380



200056




225456




200299




225454




225452




225458



202478



225444



225459



225460



From the library of: Diamond Needle Corp

PLATE 10883 ONE-FOURTH SIZE

225433



202473



225436






PLATE 11156 ONE-FOURTH SIZE

227955



227953

227952



227678

225497

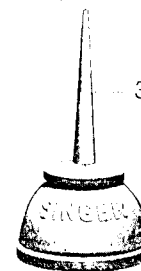


225498



36578

36579



225554




PLATE 11269—FULL SIZE

203624



200008

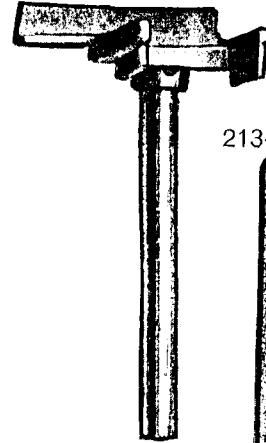


203637

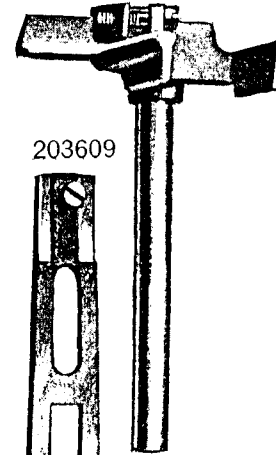


PLATE 11762—ONE-HALF SIZE

213429



213693



213433



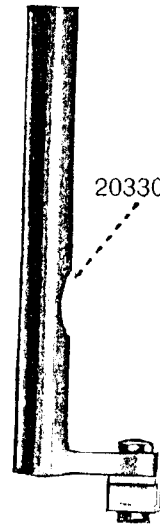
203609



213427



203315



203305



213426



221215




PLATE 11763-FULL SIZE

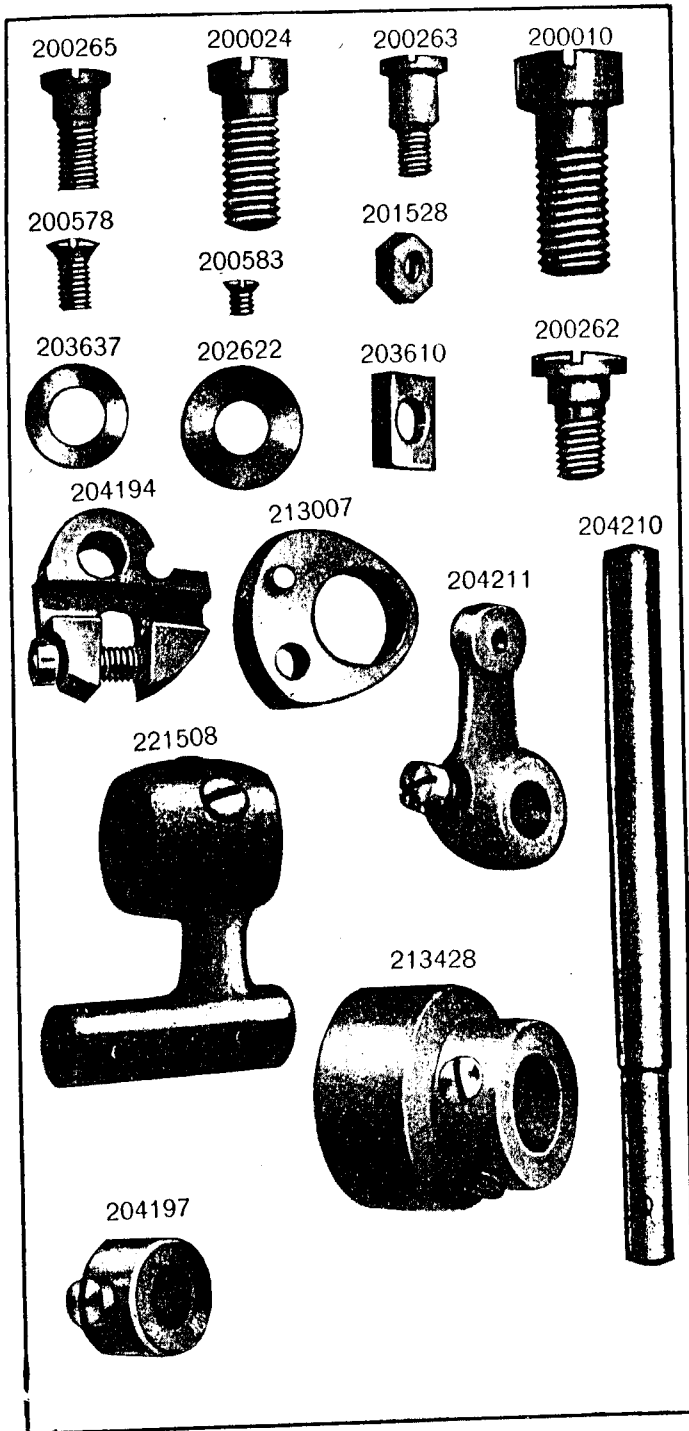


PLATE 11792-FULL SIZE

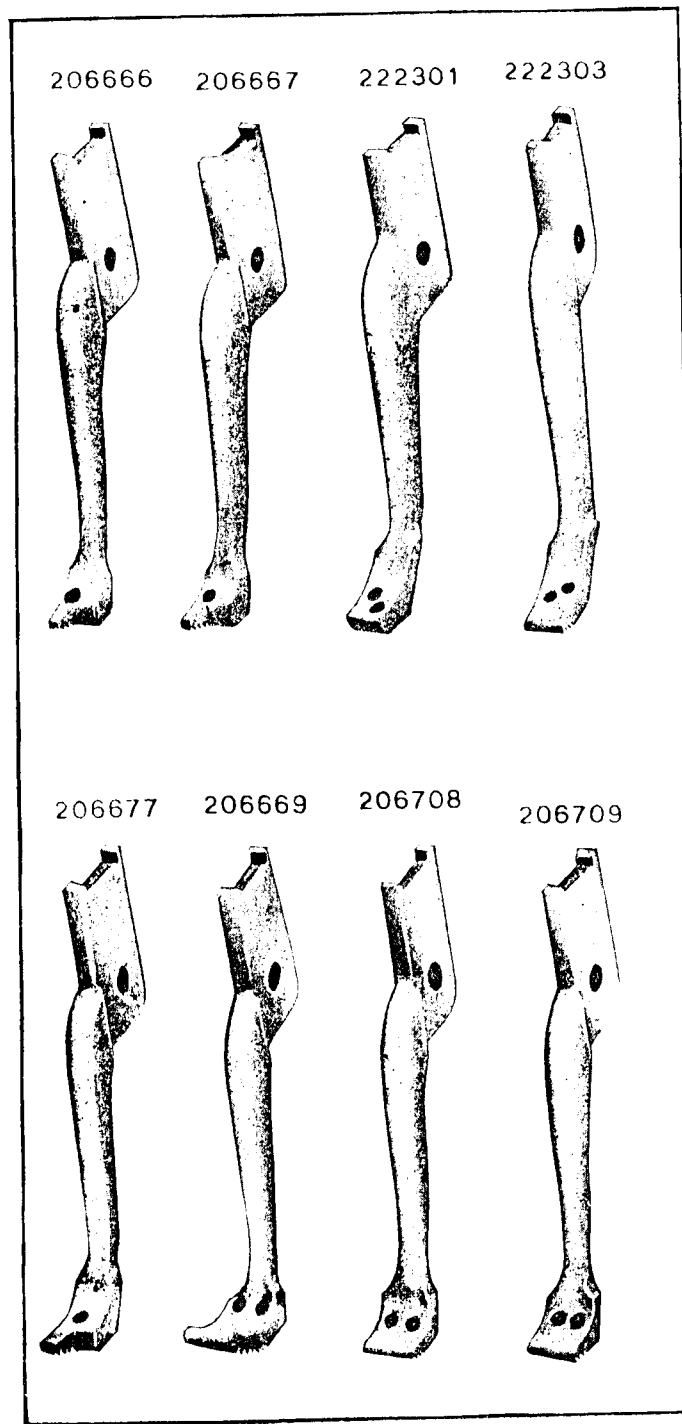
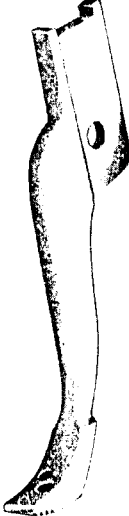


PLATE 11793 -FULL SIZE

206711



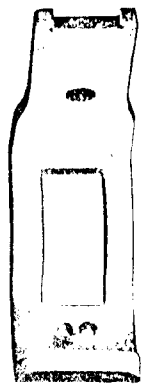
229640




229661




229641



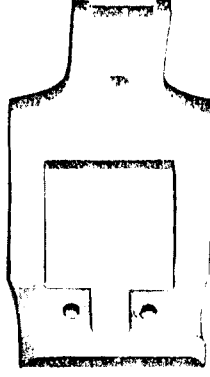
229642



229650



229652



229651



229653


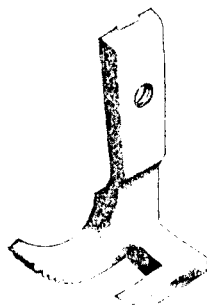



PLATE 11839 -FULL SIZE


206670



206675



206678




206661

206690

206671




206668



206710

206713

206714



206719

222302

222304



PLATE 11902 -FULL SIZE

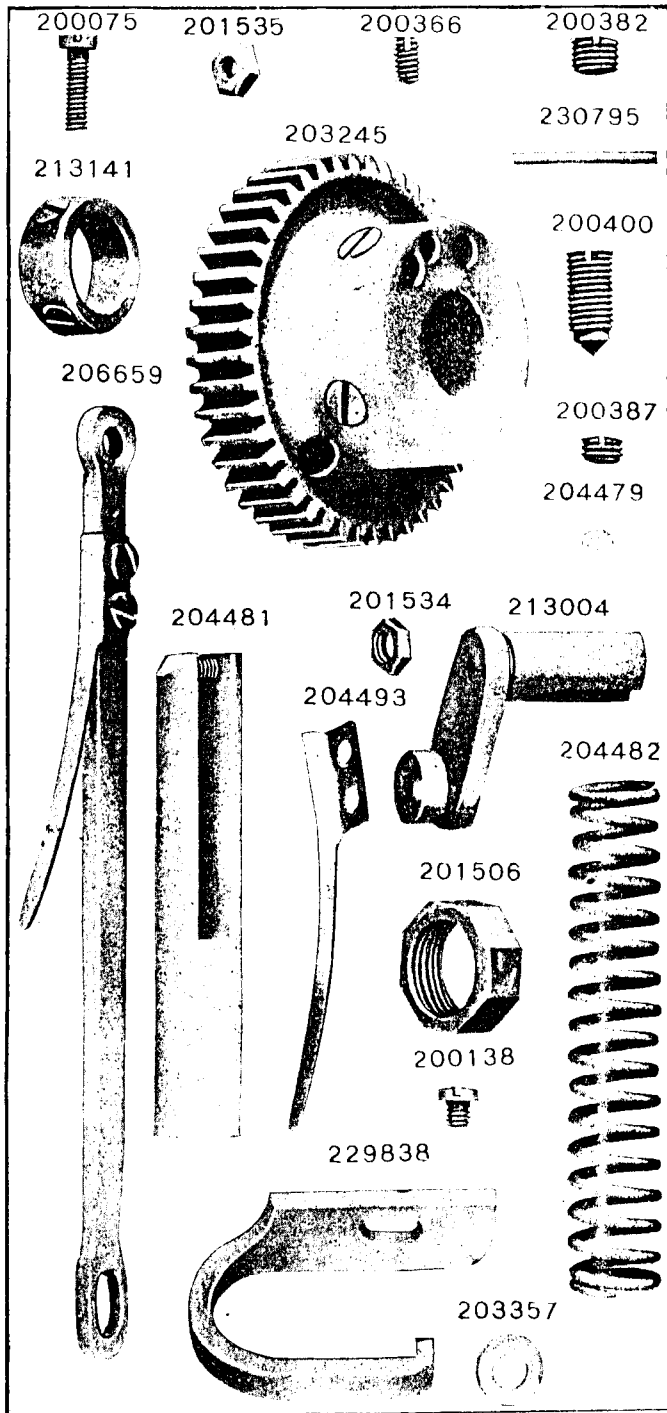


PLATE 11960 -FULL SIZE

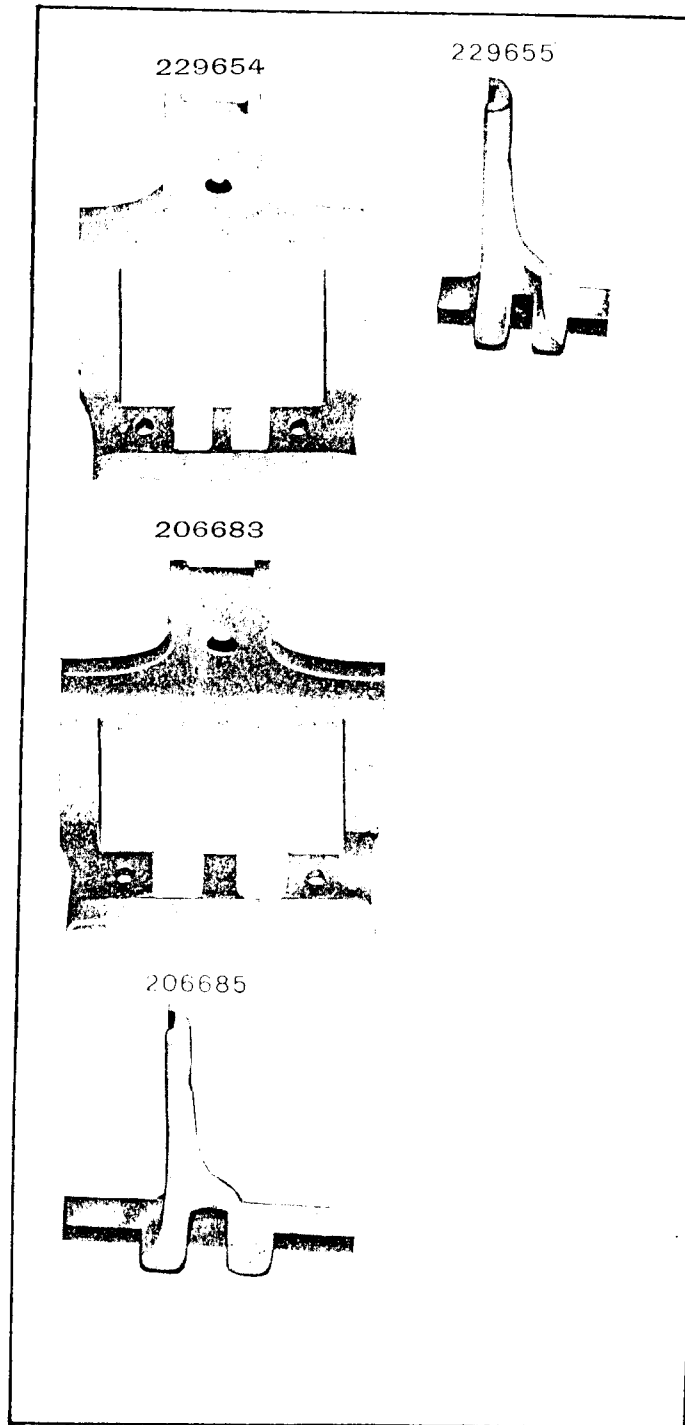


PLATE 12311-FULL SIZE

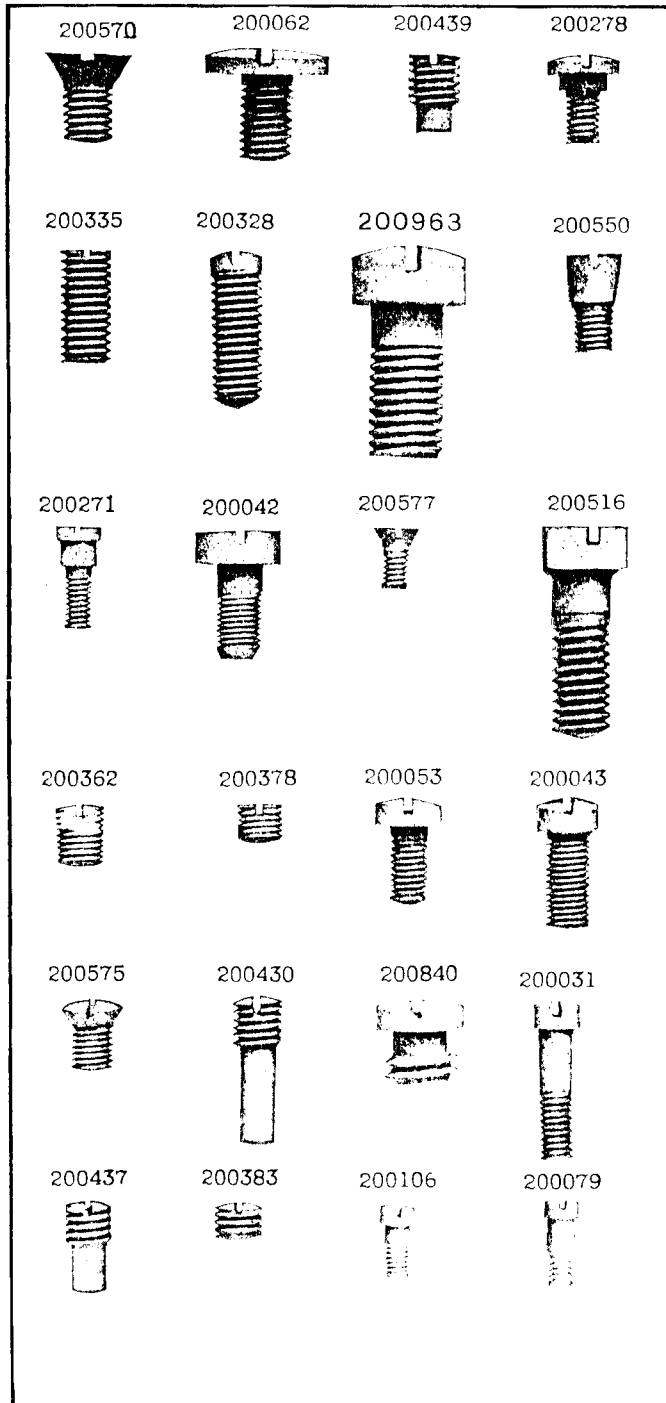


PLATE 12319 -FULL SIZE

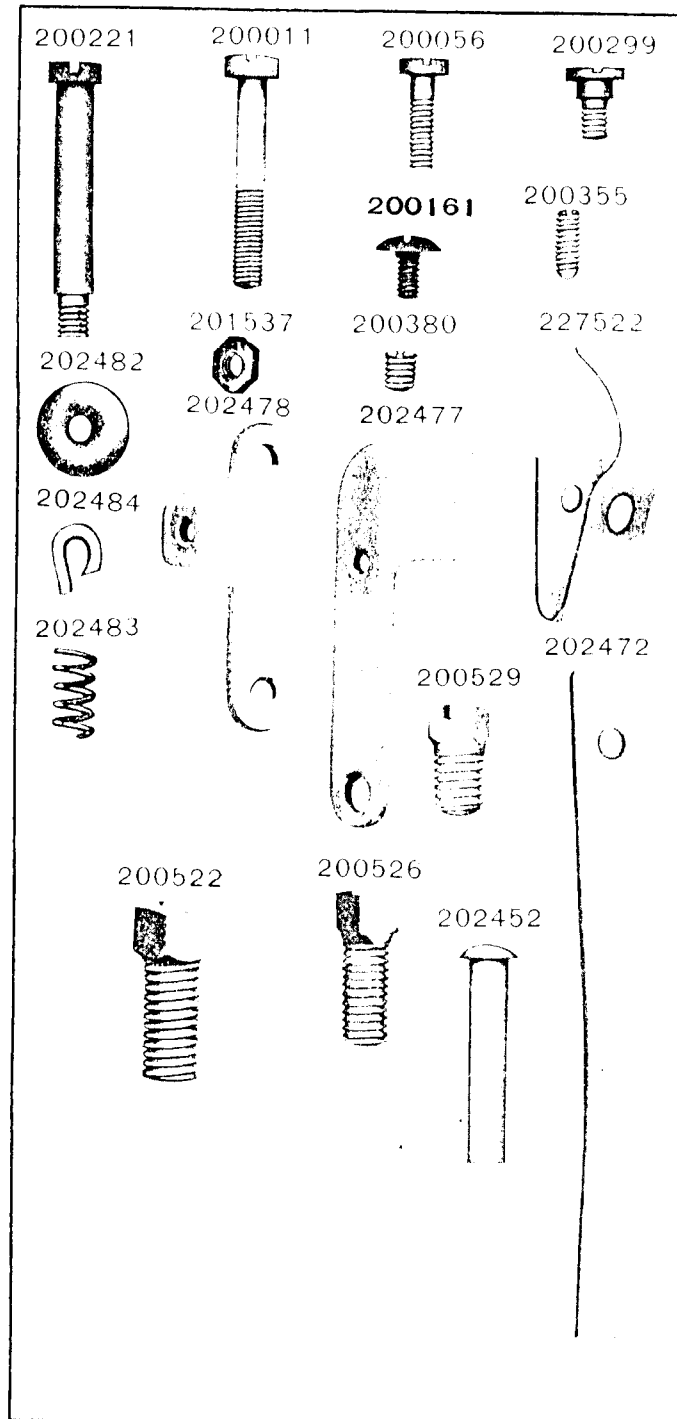


PLATE 12320—ONE-HALF SIZE

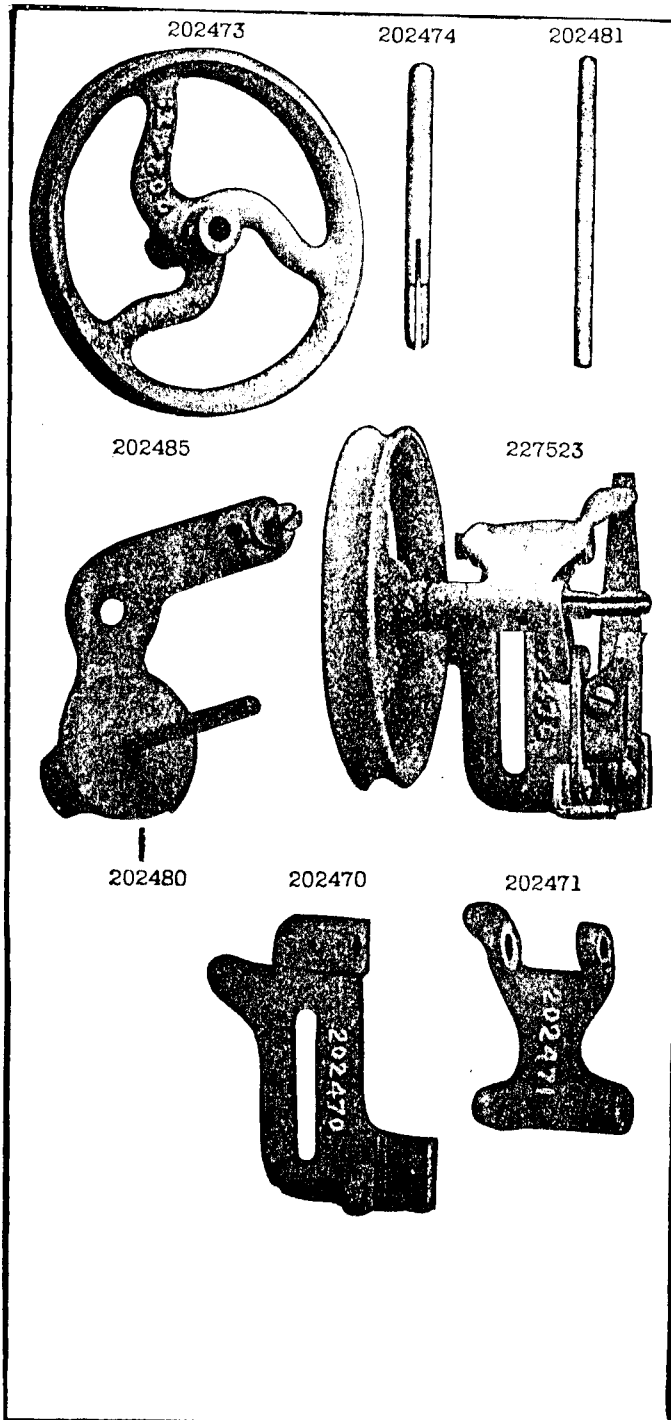


PLATE 12344—FULL SIZE

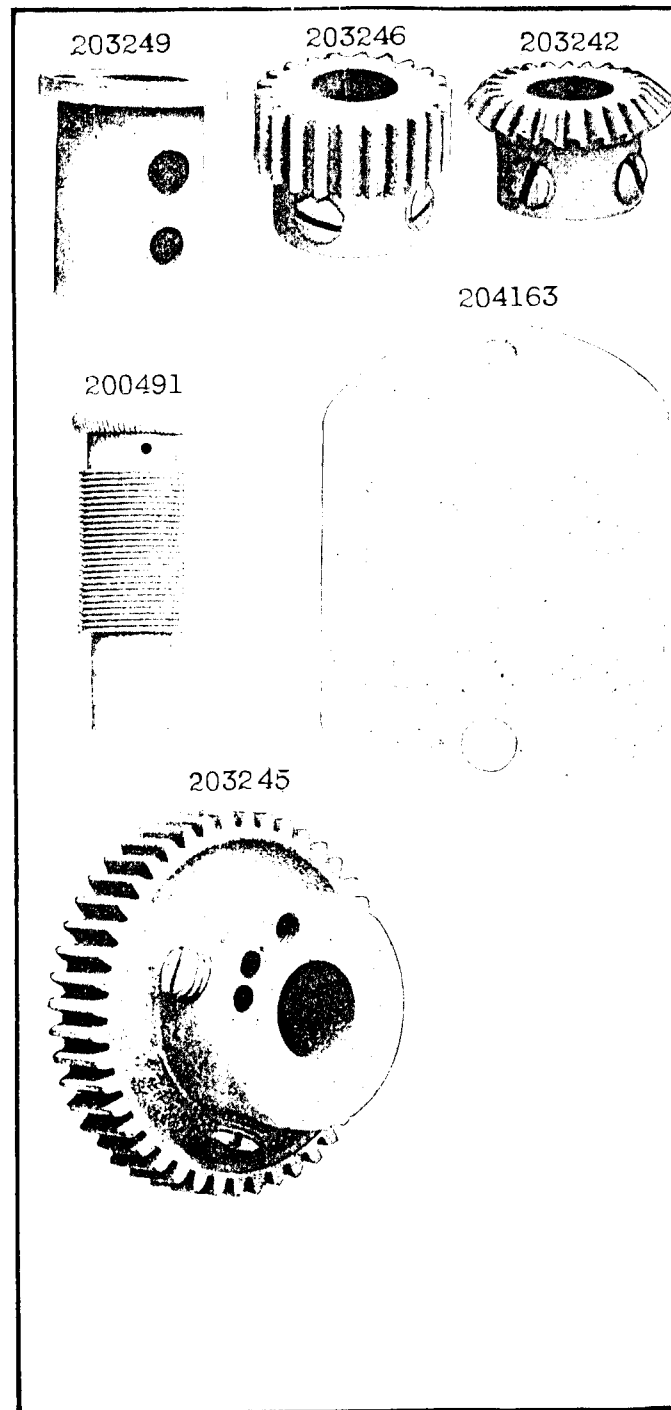


PLATE 12345—ONE-HALF SIZE

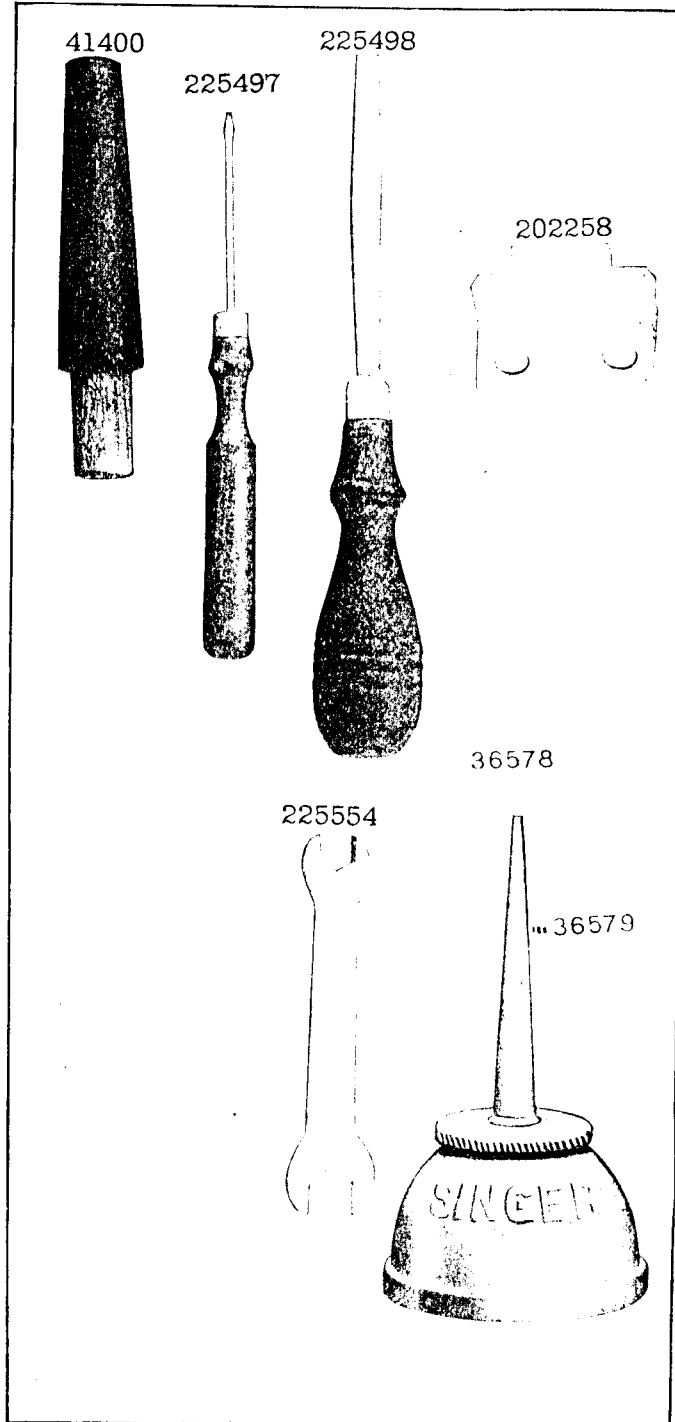



PLATE 12349—FULL SIZE



From the library of: Diamond Needle Corp

PLATE 12374—FULL SIZE

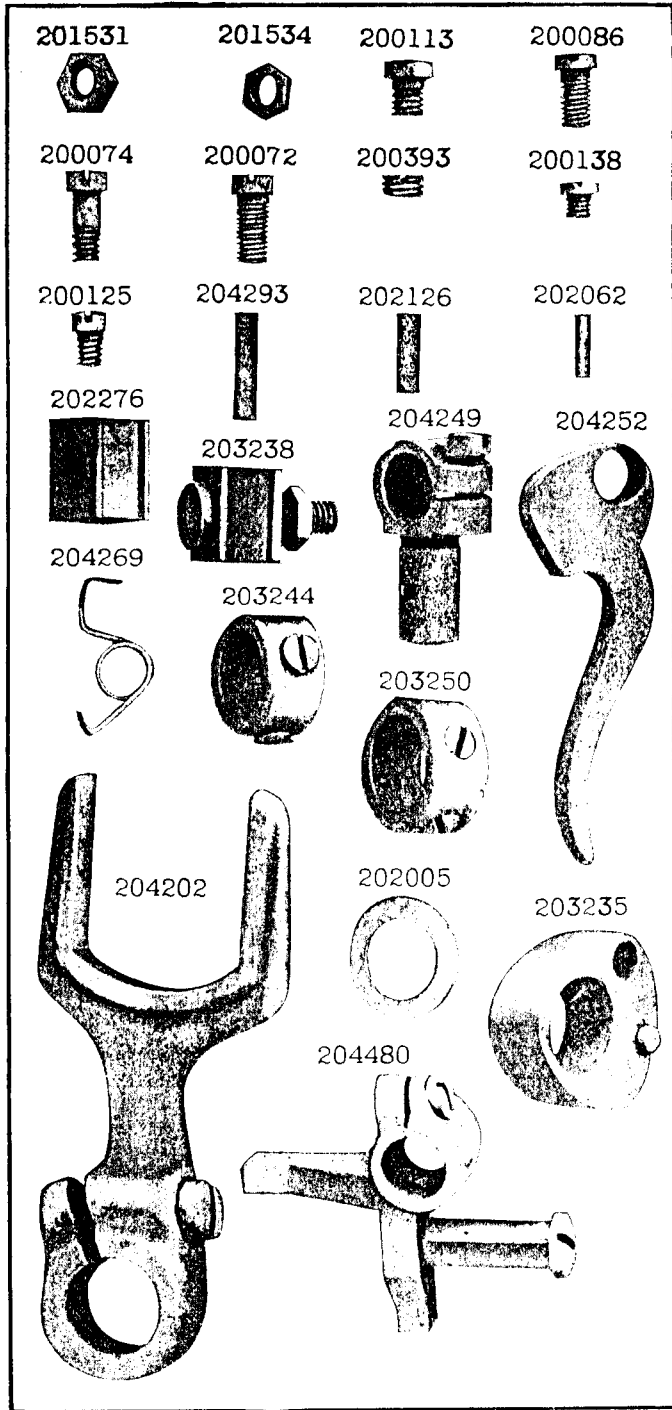


PLATE 12388—FULL SIZE

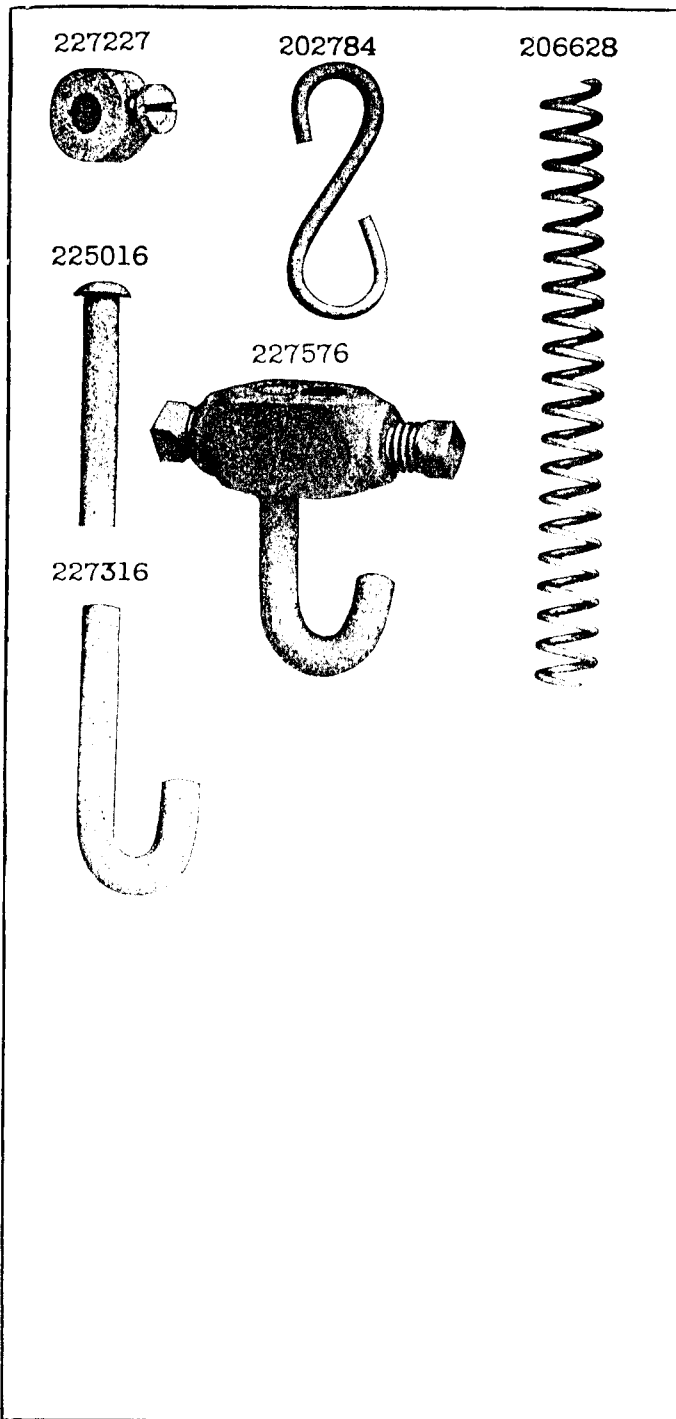


PLATE 13302-FULL SIZE

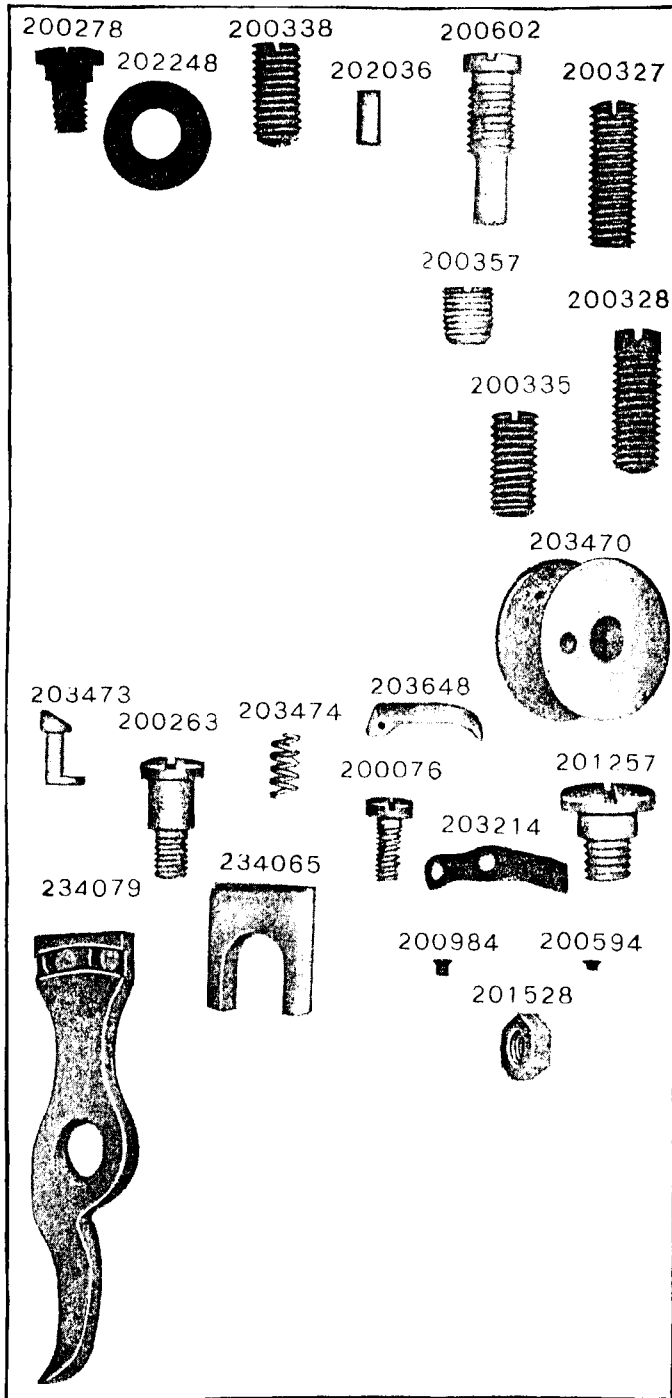


PLATE 13318-FULL SIZE

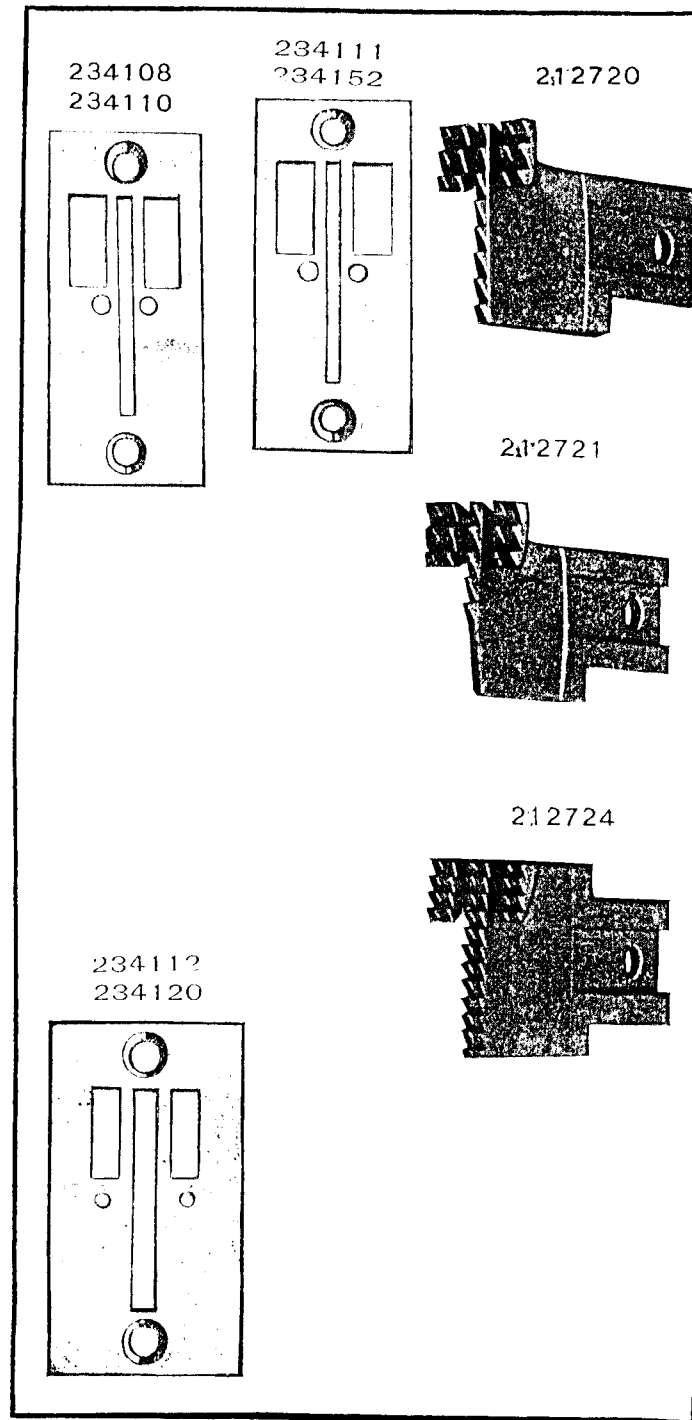
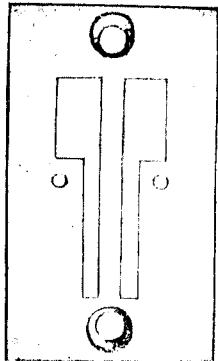
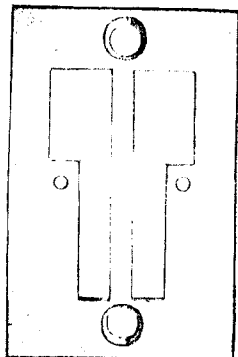


PLATE 13319--FULL SIZE

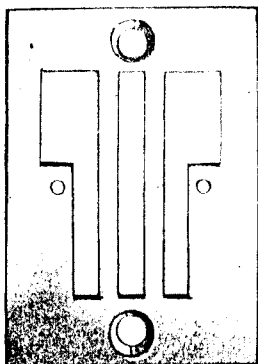
234113
234156



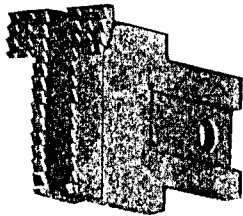
234114
234151
234154



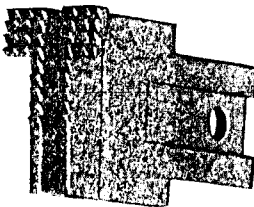
234115
234157




212731



212732



212734



212737

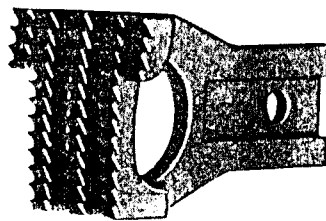



PLATE 13334--ONE-FOURTH SIZE

213010 213432



204294



202781




204294




227475




213624




204805



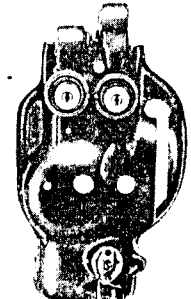
234242



221218



213747



From the library of: Diamond Needle Corp

PLATE 13335—FULL SIZE

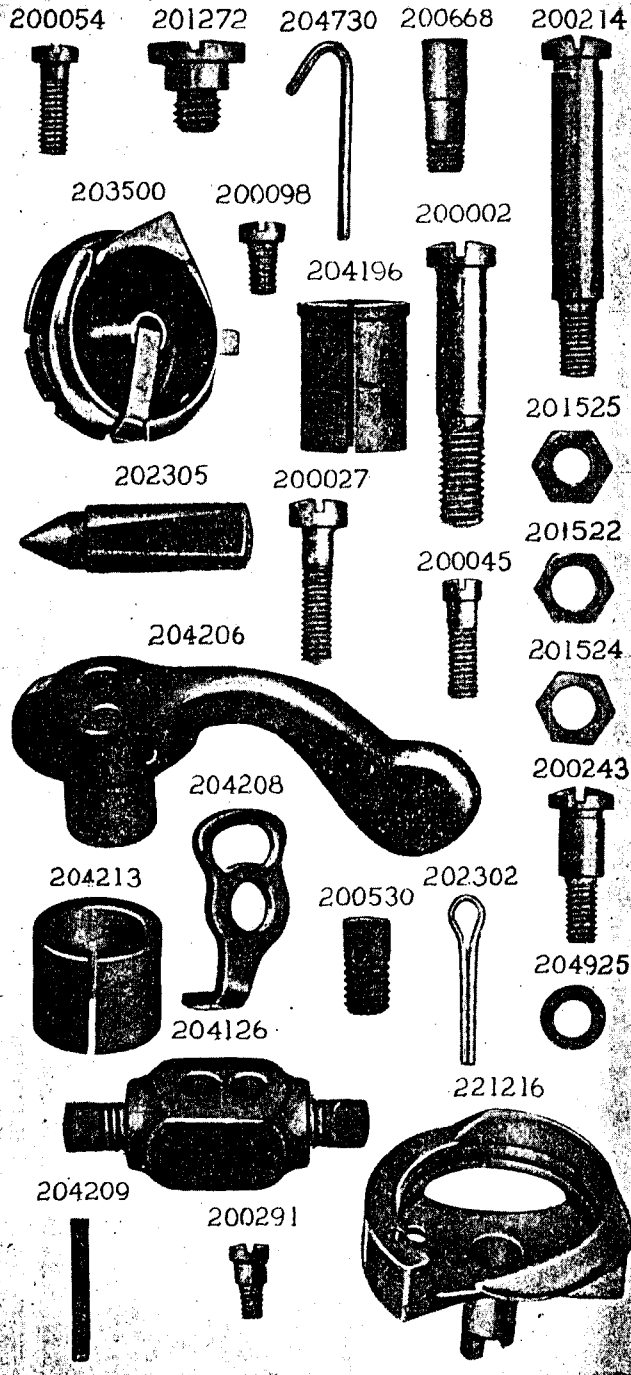



PLATE 13336—ONE-HALF SIZE



From the library of: Diamond Needle Corp

PLATE 13338—ONE-HALF SIZE

221221 231390 204251 203306

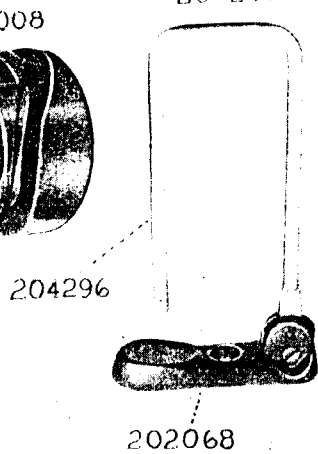
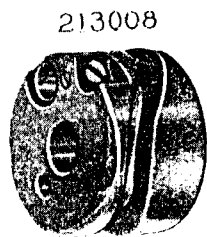

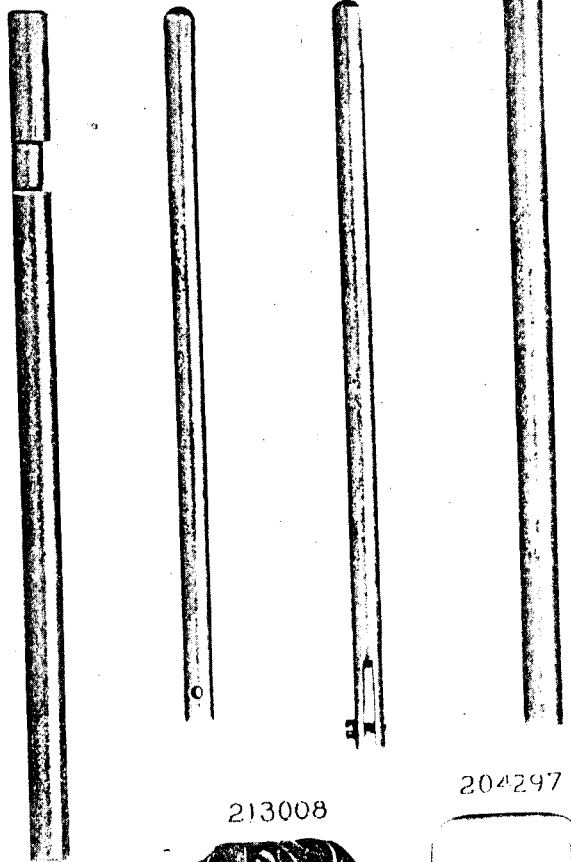
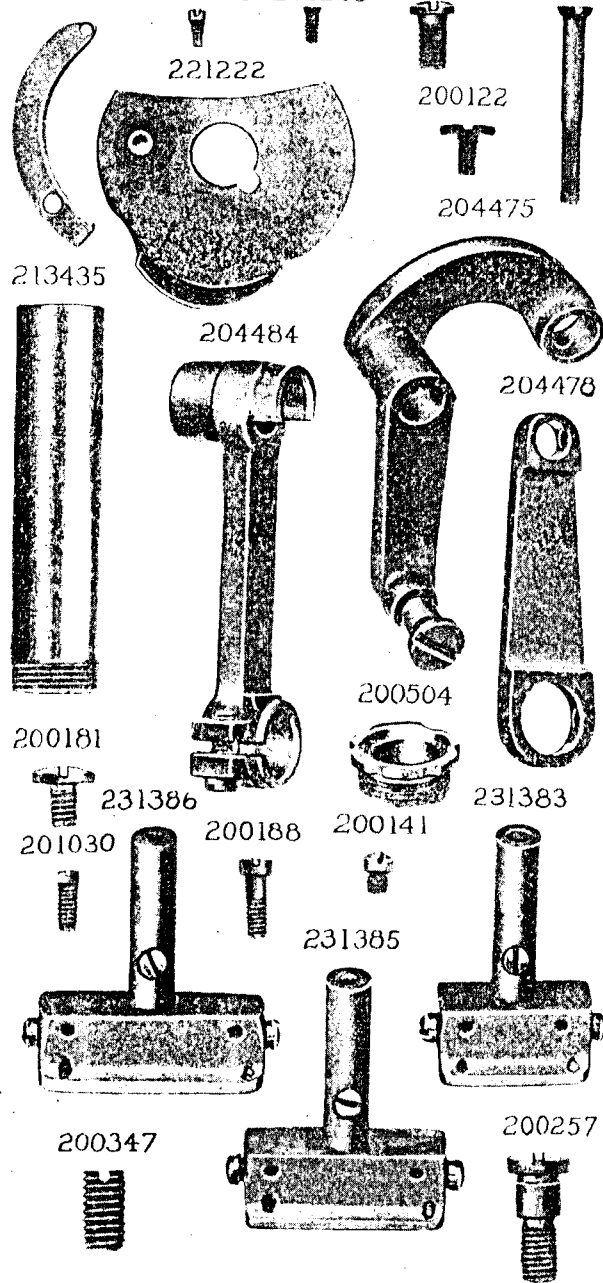


PLATE 13339—FULL SIZE

203251 201376 201253 200159 200555




From the library of: Diamond Needle Corp

PLATE 13340—FULL SIZE

204553



203172




204554 204263



204264

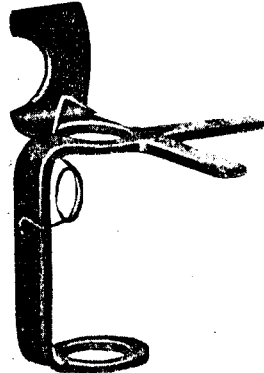


201816



203766

204416



204556



200935



200396




200363




PLATE 13341—FULL SIZE

212740




234150

234153

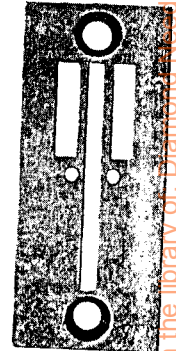


212782




234105

234119




221537



234121

234155



From the library of: Diamond Needle Corp